





# Vowel Teams: Split Digraphs - i\_e


Cut the letter cards out and split the i\_e vowel team.  
On the next page, rearrange the letters to make a word that  
matches the picture.


	k	i	e	t
---	---	---	---	---

	v	d	i	e
---	---	---	---	---

	r	f	i	e
--	---	---	---	---

	i	e	t	b
---	---	---	---	---

	m	i	e	t
---	---	---	---	---

	i	e	d	h
---	---	---	---	---

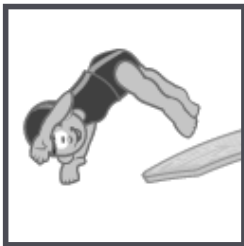
# Vowel Teams: Split Digraphs - i\_e

Rearrange the cut out letter cards to spell a word that matches the picture.

Then draw a line under the word to link the letters in the vowel team together, like this: *l i n e*




\_\_\_\_\_



\_\_\_\_\_




\_\_\_\_\_



\_\_\_\_\_




\_\_\_\_\_




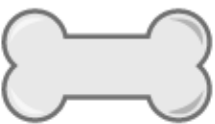
\_\_\_\_\_


# Vowel Teams: Split Digraphs - o\_e


Cut the letter cards out and split the o\_e vowel team.  
On the next page, rearrange the letters to make a word that  
matches the picture.


	p	o	e	r
---	---	---	---	---

	m	h	o	e
---	---	---	---	---

	n	b	o	e
---	---	---	---	---

	v	o	e	t
---	---	---	---	---

	o	e	n	s
---	---	---	---	---

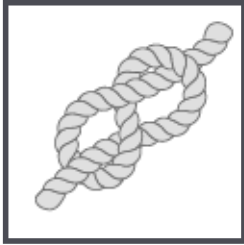
	o	e	s	r
---	---	---	---	---

# Vowel Teams: Split Digraphs - o\_e

Rearrange the cut out letter cards to spell a word that matches the picture.

Then draw a line under the word to link the letters in the vowel team

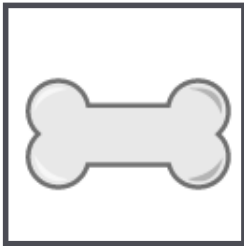
together, like this: m o l e




\_\_\_\_\_



\_\_\_\_\_



\_\_\_\_\_



\_\_\_\_\_




\_\_\_\_\_





\_\_\_\_\_


# Vowel Teams: Split Digraphs - a\_e


Cut the letter cards out and split the a\_e vowel team.  
On the next page, rearrange the letters to make a word that  
matches the picture.


	k	c	a	e
---	---	---	---	---

	m	a	e	g
---	---	---	---	---

	s	f	a	e
--	---	---	---	---

	a	e	k	b
---	---	---	---	---

	a	e	d	t
---	---	---	---	---

	t	a	e	g
---	---	---	---	---

# Vowel Teams: Split Digraphs - a\_e

Rearrange the cut out letter cards to spell a word that matches the picture.

Then draw a line under the word to link the letters in the vowel team

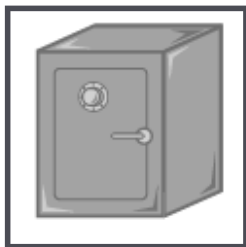
together, like this: r a k e



\_\_\_\_\_



\_\_\_\_\_



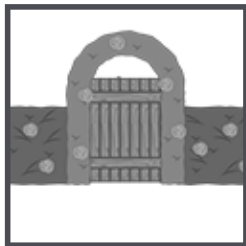
\_\_\_\_\_



\_\_\_\_\_



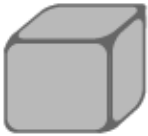
\_\_\_\_\_




\_\_\_\_\_


# Vowel Teams: Split Digraphs - u\_e


Cut the letter cards out and split the u\_e vowel team.  
On the next page, rearrange the letters to make a word that  
matches the picture.


	b	u		e	c
---	---	---	--	---	---

	u		e	n	j
---	---	--	---	---	---

	m	l	u		e
--	---	---	---	--	---

	b	u		e	t
---	---	---	--	---	---

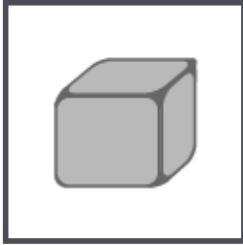
	r	d	u		e
---	---	---	---	--	---

	u		e	r	l
---	---	--	---	---	---

# Vowel Teams: Split Digraphs - u\_e

Rearrange the cut out letter cards to spell a word that matches the picture.

Then draw a line under the word to link the letters in the vowel team together, like this: f u s e



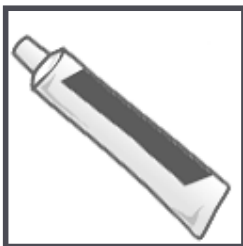
\_\_\_\_\_



\_\_\_\_\_



\_\_\_\_\_



\_\_\_\_\_



\_\_\_\_\_



\_\_\_\_\_



# Vowel Teams: Split Digraphs

## Answer Sheet

**i\_e**

kite

dive

fire

bite

time

hide

**o\_e**

rope

home

bone

vote

nose

rose

**a\_e**

cake

game

safe

bake

date

gate

**u\_e**

cube

June

mule

tube

rude

rule